

Quick start guide

This manual describes the most recommended steps needed to set up an account.

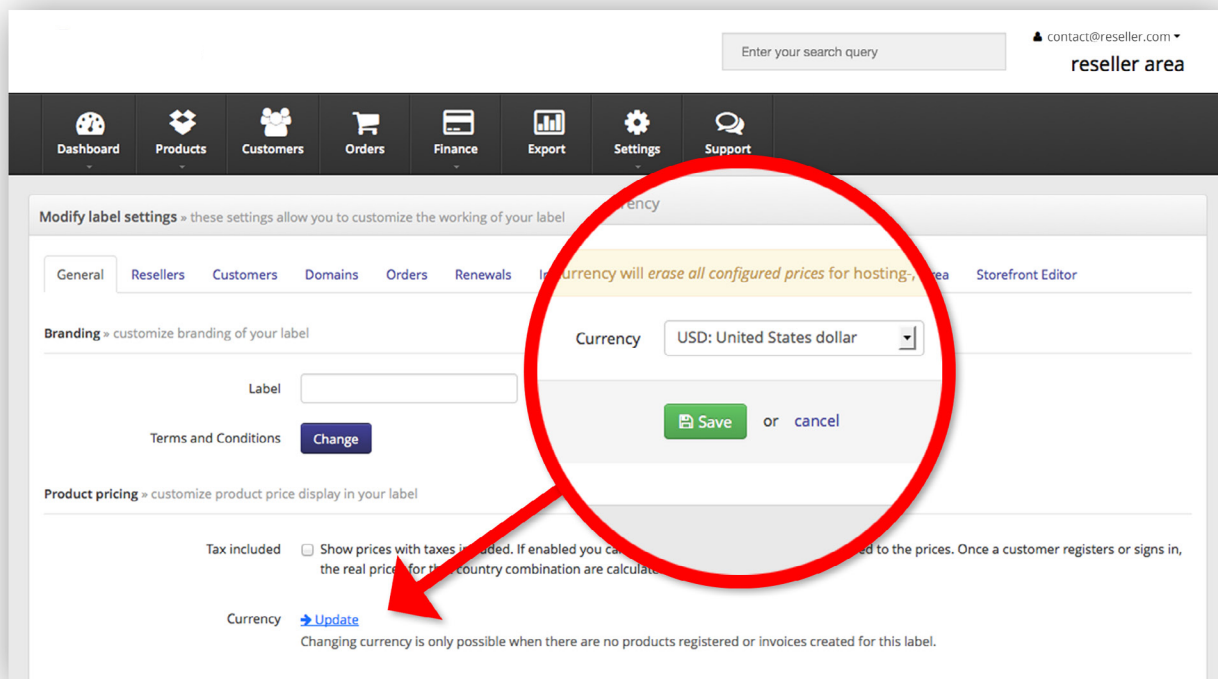
1 Pay the application fee into your balance to get verified

- Go to your Reseller Area.
- Click on 'Dashboard'.
- Click on the blue button 'Deposit' to make a deposit.

2 Set the currency for your customers

The currency you select when you create your account is the currency you will buy your products with. **This setting is irreversible after your first order has been processed.**

- Go to 'Settings' > 'Label settings'.
- Click on the tab 'General'.
- Select 'Update' under 'Product pricing'.
- Choose your currency and click on 'Save'.

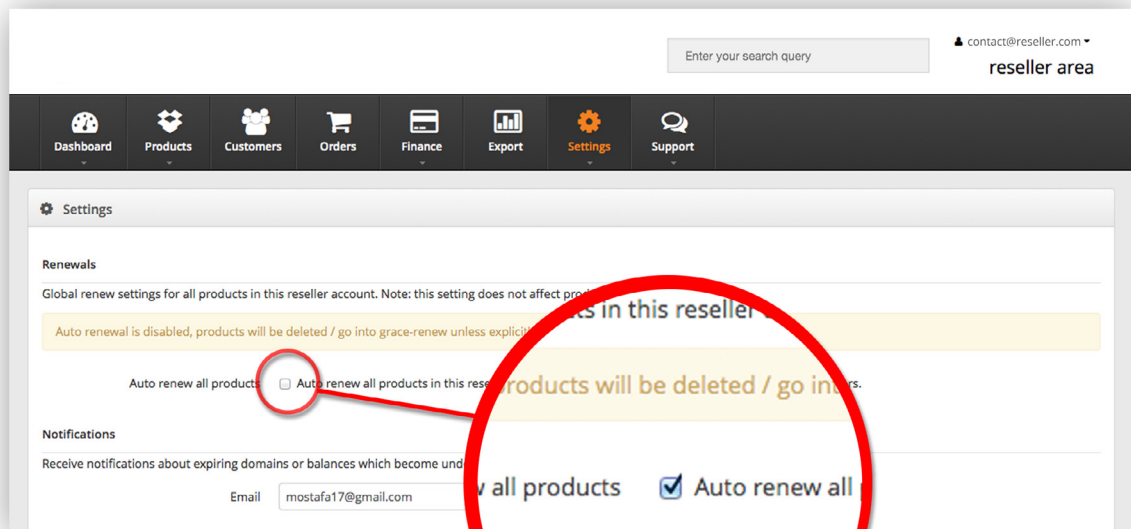


Set your auto renew preferences

All domains are not auto renewed by default.

To activate auto renew, please enable this option:

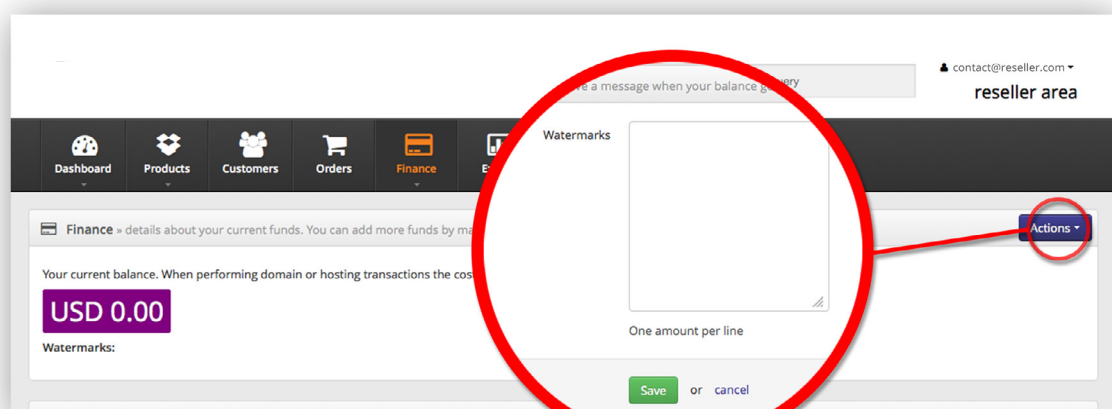
- Go to 'Settings' > 'General settings'.
- Check the option 'Auto renew all products'.
- Click on 'Save' (bottom of the page).



Manage your watermarks

A watermark is a notification when your balance reaches a specified level you determined. Prevent products from expiring and new orders being processed by specifying watermarks so your balance does not run out.

- Go to 'Finance' > 'Balance' > 'Overview'.
- Click on 'Actions'.
- Click on 'Set USD watermarks'.
- Set your watermark.
- Click on 'Save'.



How do you want to use the platform?

In the table below you will find all the important settings you can set while using the platform. Depending on your own sales method we also advise which settings are particularly important to you. By clicking on a setting you will be redirected to a support page, which will help you configuring it.

| | Category | Storefront | Own shop | WHMCS/API |
|--------------------------|--------------------------|--|--|---|
| Configure basic settings | ● High Impact Settings | Set currency | Set currency | Set currency |
| | ● High Impact Settings | Manage auto renew | Manage auto renew | Manage auto renew |
| | ● High Impact Settings | Manage watermarks | Manage watermarks | Manage watermarks |
| | ● High Impact Settings | Manage brand information | Manage brand information | Manage brand information |
| | ● Usability | Define Customer Area | Define Customer Area | |
| Set up products | ● Configure products | Set up bulk hosting product | Set up bulk hosting product | |
| | ● Configure products | Set up resources hosting product | Set up resources hosting product | |
| | ● Configure products | Set up email product | Set up email product | |
| | ● Configure products | Set up Website Builder product | Set up Website Builder product | |
| | ● Configure prices | Set price/period for TLD | Set price/period for TLD | Set price/period for TLD |
| | ● Configure prices | Set price/period for hosting | Set price/period for hosting | Set price/period for hosting* |
| Configure shop | ● Payment gateway | Add payment gateway | Add payment gateway* | |
| | ● Payment methods | Activate method | Activate method* | |
| | ● Branding options | Adjust URL (A-record) | Adjust URL (A-record) | |
| | ● Branding options | Upload logo | Upload logo | |
| | ● Branding options | Storefront editor | | |
| Manage business | ● Usability | Manage filters | Manage filters | |
| | ● Usability | Manage columns | Manage columns | |
| | ● Invoicing | Activate invoicing | Activate invoicing* | |
| | ● Invoicing | Create templates | Create templates* | |
| | ● Invoicing | Define tax rules | Define tax rules* | |
| | ● Customers | Add customers | Add customers | |
| | ● Customers | Manage customers | Manage customers | |
| | ● Customers | Actions allowed | Actions allowed | |
| | ● Resellers | Add reseller | Add reseller | |
| | ● Resellers | Settings | Settings | |
| | ● Resellers | Pricelist reseller | Pricelist reseller | |
| | ● Resellers | Pricelist hosting reseller | Pricelist hosting reseller | |
| | ● Notifications & Alerts | Dashboard overview | Dashboard overview | |
| | ● Notifications & Alerts | Manage watermarks | Manage watermarks | Manage watermarks |
| Deliver support | ● Branding options | Support templates | Support templates | Support templates* |
| | ● Notifications & Alerts | Expiration emails | Expiration emails | Expiration emails |

*This optional functionality can be used if you want, depending on your own infrastructure and requirements

The platform

